

# Kirkmaiden Strathspey

Muriel McSkimming

*Strathspey 1x80; four couples in a square set*

Bars	Description
1-8	Men dance anti-clockwise round set while ladies dance right hand wheel once round, stay in middle and then circle once round to left to finish back to back in middle facing partner.
9-12	All set to partner then turn once round, 1s and 3s using left hand, 2s and 4s using right hand.
13-16	1 <sup>st</sup> lady with 2 <sup>nd</sup> lady, 3 <sup>rd</sup> lady with 4 <sup>th</sup> lady dance out between partners then cast all the way around own partner to finish in two diagonal lines, men at ends. All four men turn to face out at the end of bar 16 and join nearer hands with partner
17-20	Turn men into middle. Turn ladies into middle.
21-24	Turn men into middle, ladies polite turn to face in and all join nearer hands on the diagonal. All set once.
25-32	All advance for two, retire for two, turn partner both hands to reform square set and set once, nearer hand joined with partner.
33-40	Interlocking reels passing right shoulder to begin, finishing with quick RH turn to put men in middle LH joined and ladies polite turn quickly to join nearer hands with partner all facing anti-clockwise.
41-44	All wheel half way.
45-52	Drop LH in middle and all highland schottische out, then in for men to join LH again. All wheel half way to original places.
53-56	Repeat bars 45-48 but men drop partners' hands.
57-64	Men LH wheel halfway, turn opposite lady once round RH, continue LH wheel, turn own partner into original square set position.
65-72	1 <sup>st</sup> man followed by 2 <sup>nd</sup> lady, 2 <sup>nd</sup> man, 3 <sup>rd</sup> lady, and 1 <sup>st</sup> lady followed by 4 <sup>th</sup> man, 4 <sup>th</sup> lady and 3 <sup>rd</sup> man dance through middle, nearer hands joined, and dance out through third place, divide, and dance back round sides to form a circle. All set once in circle.
73-80	All circle for three steps, then drop hands and 1 <sup>st</sup> man leading, all follow to form a straight line, then all bow and curtsy in line facing honoured guest (alternatively circle and back)

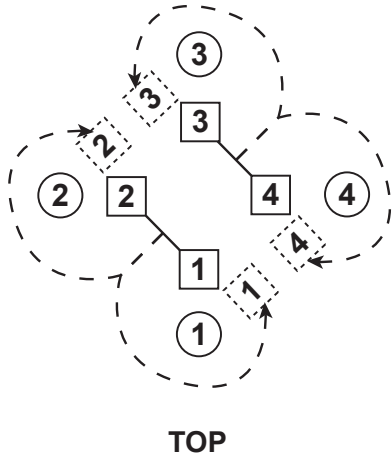
A 'reminder' for this dance is available on Minicrib. The full instructions are taken from Marian Anderson's CD *Dancers' Choice 1*, which is available in the Leeds Branch shop.

The Festival committee request that teams bow/curtsey in line at the end of the dance, facing the band.

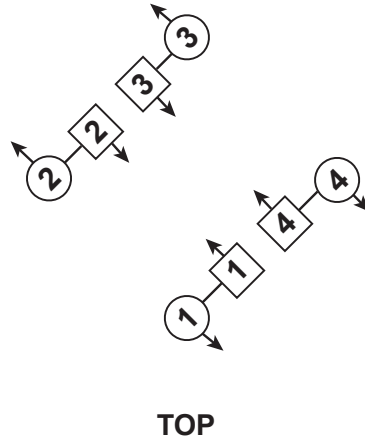
*The written instructions for bars 13-24 are capable of 'interpretation'. Attempts have been made to contact the deviser, but this has not been possible. In teaching the dance in Leeds it has been found that the interpretation given in the attached diagrams works well.*

Note for Kirkmaiden Strathspey  
 1 x 80 Strathspey, Square Set

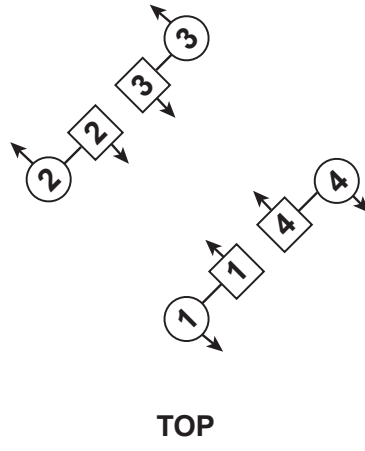
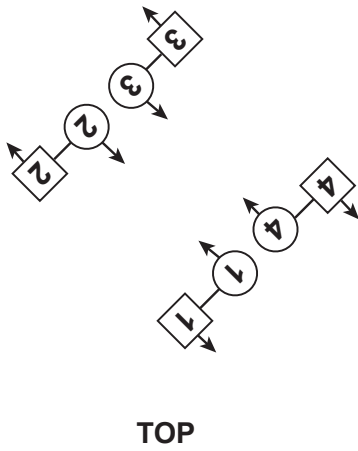
**Bar 13 - 16**



to



**Bar 17 - 20**



**Bar 21 - 24**

